



January to September 2024

National Centre for Vocational Education Research



The number of students enrolled in government-funded nationally recognised qualifications in Australia between January and September 2024 increased by 4.3% to 995 090 compared with the same period in 2023, representing a 13.4% rise from the same period in 2019.

Compared with the same period in 2023, students enrolled:

- at TAFE institutes increased by 8.4% to 550 510 (up 10.2% from the same period in 2019)
- at other providers, such as Private and Community providers, remained steady at 462 015 (up 17.9% from the same period in 2019)
- in Certificate III or higher qualifications, grew 4.5% to 846 610 (up 15.7% from the same period in 2019).

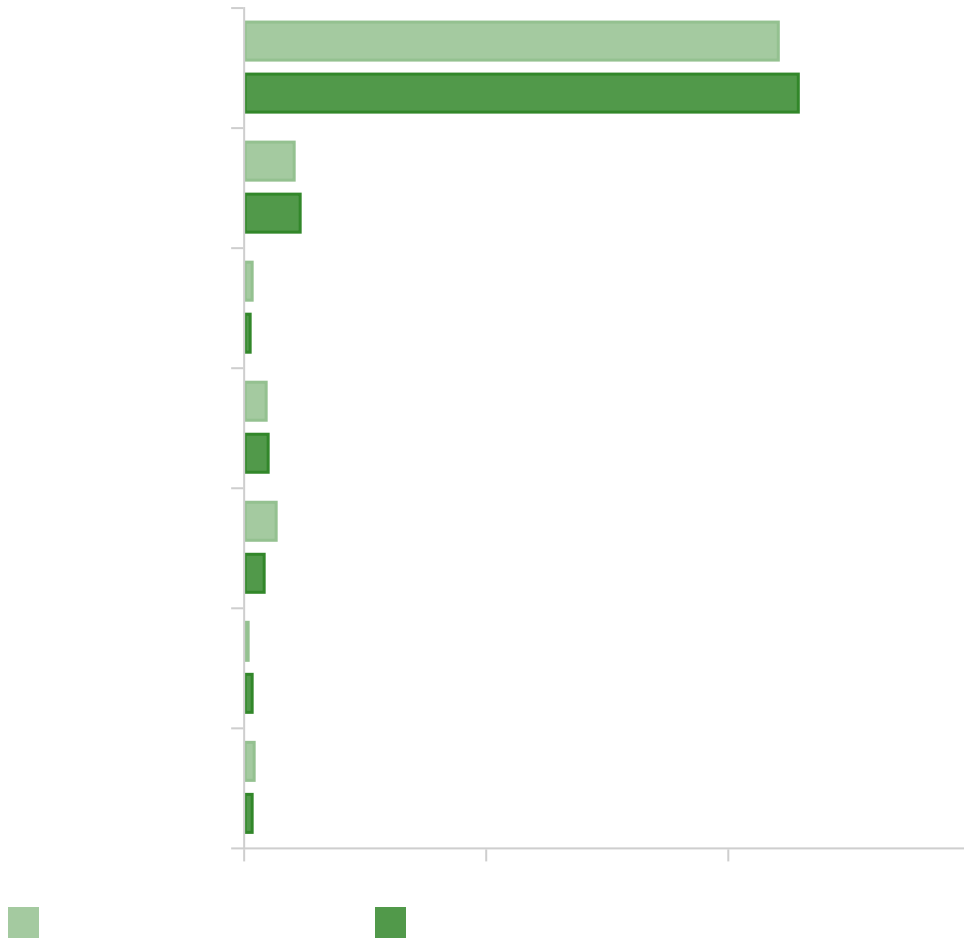
Student numbers varied by cohort:

Table 1 Change in government-funded students enrolled in nationally recognised qualifications by selected cohort in Australia

The publication also includes data on students who undertook other forms of nationally recognised training, including training package skill sets, accredited courses, locally developed skill sets and courses, as well as stand-alone subjects. It also covers non-nationally recognised training, such as non-nationally recognised programs and subjects.

In the nine months ending 30 September 2024, 1 100 245 students were enrolled in government-funded VET in Australia, an increase of 2.4% from the same period in 2023.

Figure 2 Government-funded students enrolled in nationally recognised VET by type of training, January to September 2023 and 2024, Australia



In the nine months ending 30 September 2024, 59 570 government-funded students were enrolled in non-nationally recognised VET, consisting of:

- non-nationally recognised programs (31 030 students)
- higher education qualifications (70 students)
- stand-alone non-nationally recognised subjects (28 770 students).

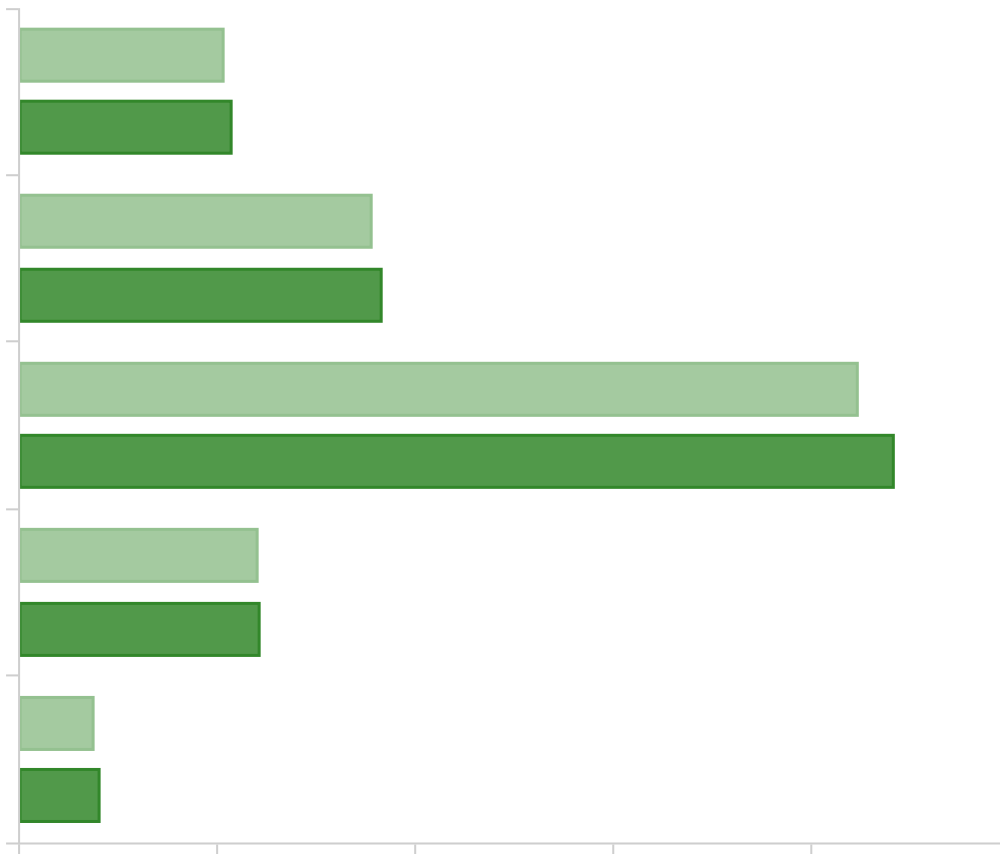
In the nine months ending 30 September 2024, 1 394 providers were delivering government-funded VET in Australia, unchanged from the same period in 2023.

Table 2 Provider reporting type, January to September 2020 to 2024, Australia

Total	1	1 0	1 20	1	1

In the nine months ending 30 September 2024, there were 1 117 475 government-funded nationally recognised qualification enrolments in Australia (up 3.7% from the same period in 2023). The most popular level of education was Certificate III (551 830 or 49.4%), followed by Certificate IV (228 540 or 20.5%).

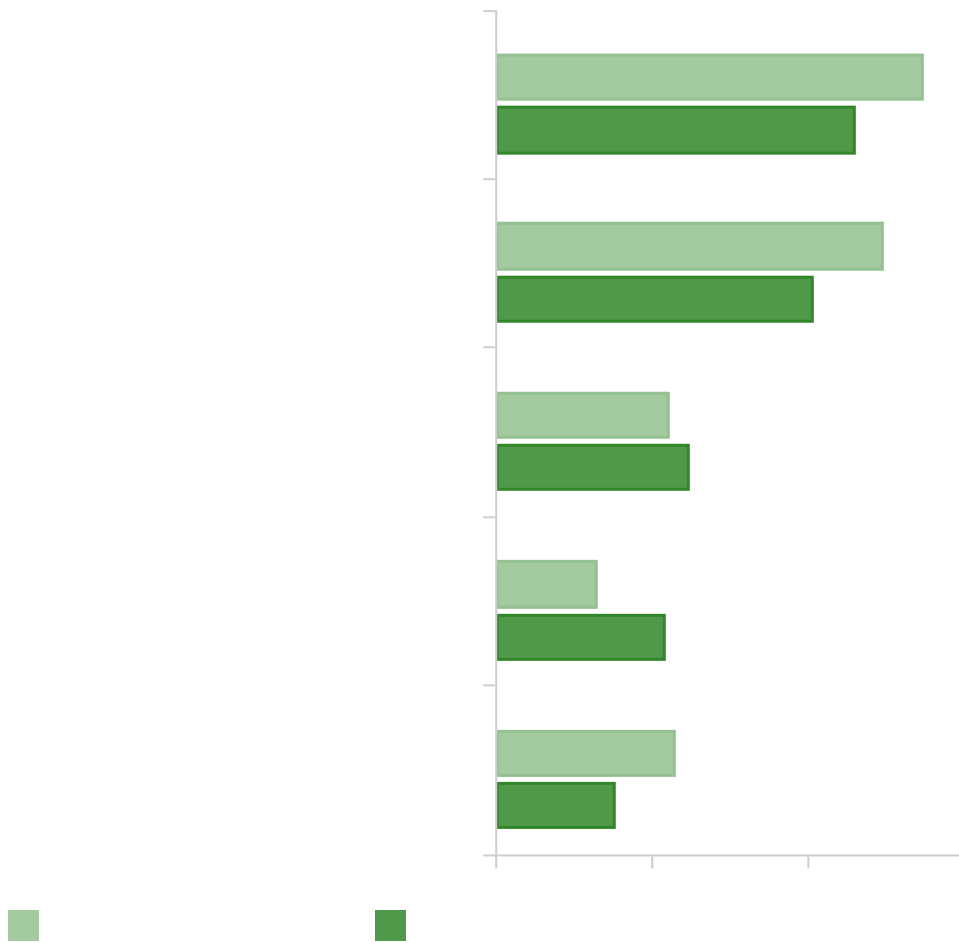
Figure 5 Government-funded nationally recognised qualification enrolments by level of education, January to September 2023 and 2024, Australia



In the nine months ending 30 September 2024, Community Services had the highest number of training package enrolments (240 255 or 23.7%), followed by Construction, Plumbing & Services Integrated Framework (103 570 or 10.2%).

Figure 6 Top ten training packages by number of government-funded program enrolments, January to

Figure 8 Top five units of competency by number of government-funded stand-alone subject enrolments, January to September 2023 and 2024, Australia



© Commonwealth of Australia, 2025



For details and exceptions visit the [NCVER Portal](#).

This document should be attributed as NCVER 2025, NCVER, Adelaide.

This work has been produced by NCVER on behalf of the Australian Government, and state and territory governments, with funding provided through the Australian Government Department of Employment and Workplace Relations.

The views and opinions expressed in this document are those of NCVER and do not necessarily reflect the views of the Australian Government or state and territory governments.

ISSN 2205-4391
TD/TNC 158.03

Published by NCVER, ABN 87 007 967 311